



**SHUTTLE
TIME** **EUROPE**

Shuttle Time Online Module



Shuttle Time Online Module



Agenda for the Session

1. Background Information
2. Implementation Process
3. Test version interaction
4. Next steps

1. Background Information

Implementation challenges

MAs → CCs feedback / request

Building process





Shuttle Time Online Module



The BWF's online Shuttle Time module aims to:

- Familiarise users with badminton and the Shuttle Time Programme.
- Provide easy access to the theoretical aspects of the Shuttle Time Programme.
- Reduce the requirement for participants to attend a full 1-2 day Shuttle Time course, through the provision of blended, online and face-to-face learning.
- Present the content of Shuttle Time in a modern and interactive manner.
- Allows recording and tracking of individual's details.

2. Implementation Process

Shuttle Time Training Course

Face-to-Face Teacher Training Course

1-2 days course designed to give teachers the necessary skills, knowledge and confidence to plan and deliver safe and enjoyable badminton lessons for children using the Shuttle Time resources as a guide. These courses are delivered by Shuttle Time Tutors.

Blended Teacher Training Course

Designed to cover theoretical aspects of the Shuttle Time programme through an online learning module. Practical elements of the Shuttle Time programme are then delivered during a reduced face-to-face course. These courses are delivered by Shuttle Time Tutors.

International Certificate from BWF

Physical Education in Schools

Teachers delivering Shuttle Time Lesson Plans and activities to school pupils aged 5-15 years of age.

2. Implementation Process

FACE-TO-FACE

1-2 DAY

**Approx. 8 hour
workshop**

BLENDED

Online Prerequisite

**Approx. 4 hour
workshop**

Both mechanisms of delivery approved for successful completion of Shuttle Time course.

- BWF Badminton Academy home
- Programme home

Programme modules :

- 1 Getting started
- 2 Teaching material and content
- 3 Managing groups when teaching badminton
- 4 Introduction to practical content
- 5 Simplified rules of badminton

 70 out of 70 read

 Certificate progress: 100%

1 Available

1 Completed

1 Not yet available

BWF Shuttle Time



How the programme works

The programme modules are listed on the left. You can view the modules in any order.

Your progress through the programme is shown below.

Your progress



You have read 70 out of 70 pages



You have passed this programme

You can now download your certificate of completion by using the link below. If you wish you can also reset the programme.

 [Download your certificate](#)

 [Reset this programme](#)



Shuttle Time Online Module



Online Module Content


- 05 Modules
- 21 Sub-modules
- 79 Units
- 06 Assessment / Evaluation sections


● [BWF Badminton Academy home](#)

● [Programme home](#)

Programme modules :

- 1 Getting started
- 2 Teaching material and content
- 3 **Managing groups when teaching badminton**
- 4 Introduction to practical content
- 5 Simplified rules of badminton

 70 out of 71 read

 Certificate progress: 100%

1 Available

1 Completed

1 Not yet available

Module 3: Managing groups when teaching badminton | [Show/hide contents](#)

Managing Groups [1](#) [2](#) [3](#)

[Hide](#)


Teaching Badminton with Large Groups [4](#) [5](#) [6](#) [7](#) [8](#) [9](#) [10](#) [11](#)

Safety [12](#)

Module 3 : Managing groups when teaching badminton

Module 3 provides examples of how to teach badminton to large groups of children. We will explore the following topics:

- Some of the factors that affect motivation of children.
- How to organise groups of children when teaching badminton.
- The important of group practice.
- Safety in teaching badminton.
- How to organise games with larger groups of children.

[Start module](#) 

- BWF Badminton Academy home
- Programme home

Navigation

Programme modules :

- 1 Getting started
- 2 Teaching material and content
- 3 **Managing groups when teaching badminton**
- 4 Introduction to practical content
- 5 Simplified rules of badminton

Course Info / Progress

70 out of 71 read

Certificate progress: 100%

- 1 Available
- 1 Completed
- 1 Not yet available

Module 3: Managing groups when teaching badminton | Show/hide contents

Managing Groups 1 2 3 Hide

Teaching Badminton with Large Groups 4 5 6 7 8 9 10 11

Safety 12

Changing Court Size

For learning many of the skills, it is important to change the size of the court, mostly by shortening it. A smaller court can be covered much more easily by a player and this helps children to play longer rallies – to hit more shuttles without making a mistake or stopping.

Example – Flat Drive Practice

Pupils practise flat drive shots from the side line to the opposite side line across the court. Up to 12 children can play on one court area.

Placeholder for Image?

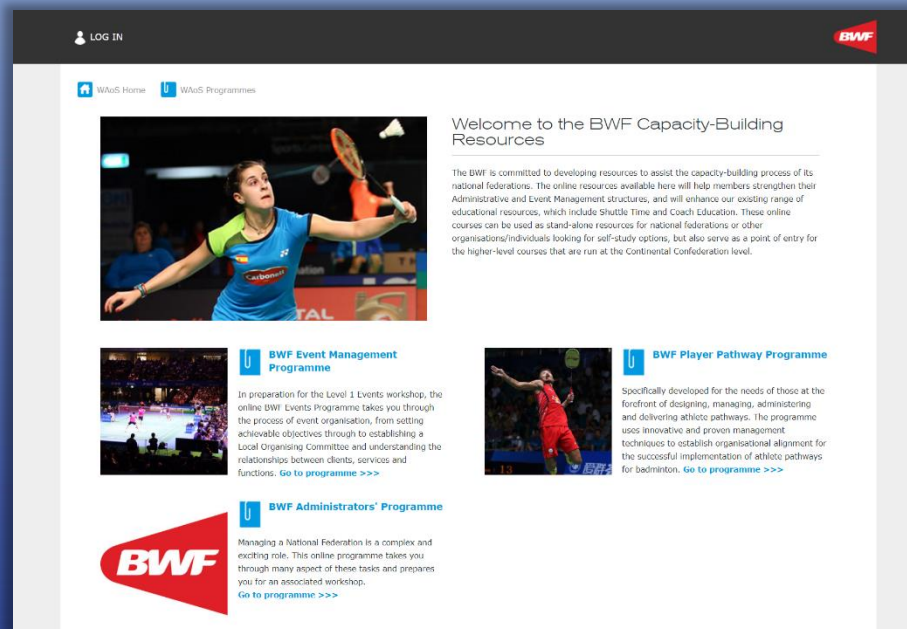
◀ Back to page 5

On to page 7 ▶

3. Test Version Interaction

Online course is available to all attendees

Log in: <https://bwf.worldacademysport.com/>



The screenshot shows the BWF Capacity-Building Resources website. The page features a navigation bar with 'LOG IN' and the BWF logo. Below the navigation bar, there are social media links for 'WAcS Home' and 'WAcS Programmes'. The main content area is titled 'Welcome to the BWF Capacity-Building Resources'. A large image of a badminton player in a blue shirt is featured. Below this, there are three program cards: 'BWF Event Management Programme', 'BWF Player Pathway Programme', and 'BWF Administrators' Programme'. Each card includes a brief description and a 'Go to programme >>>' link. The BWF logo is also visible at the bottom left of the page.

LOG IN

WAcS Home WAcS Programmes

Welcome to the BWF Capacity-Building Resources

The BWF is committed to developing resources to assist the capacity-building process of its national federations. The online resources available here will help members strengthen their Administrative and Event Management structures, and will enhance our existing range of educational resources, which include Shuttle Time and Coach Education. These online courses can be used as stand-alone resources for national federations or other organisations/individuals looking for self-study options, but also serve as a point of entry for the higher-level courses that are run at the Continental Confederation level.

BWF Event Management Programme

In preparation for the Level 1 Events workshop, the online BWF Events Programme takes you through the process of event organisation, from setting achievable objectives through to establishing a Local Organising Committee and understanding the relationships between clients, services and functions. [Go to programme >>>](#)

BWF Player Pathway Programme

Specifically developed for the needs of those at the forefront of designing, managing, administering and delivering athlete pathways. The programme uses innovative and proven management techniques to establish organisational alignment for the successful implementation of athlete pathways for badminton. [Go to programme >>>](#)

BWF Administrators' Programme

Managing a National Federation is a complex and exciting role. This online programme takes you through many aspects of these tasks and prepares you for an associated workshop. [Go to programme >>>](#)

BWF

Shuttle Time Online Module

SHUTTLE TIME

EUROPE

LOG IN

BWF

WAoS Home

WAoS Programmes



Welcome to the BWF Capacity-Building Resources

The BWF is committed to developing resources to assist the capacity-building process of its national federations. The online resources available here will help members strengthen their Administrative and Event Management structures, and will enhance our existing range of educational resources, which include Shuttle Time and Coach Education. These online courses can be used as stand-alone resources for national federations or other organisations/individuals looking for self-study options, but also serve as a point of entry for the higher-level courses that are run at the Continental Confederation level.



BWF Event Management Programme

In preparation for the Level 1 Events workshop, the online BWF Events Programme takes you through the process of event organisation, from setting achievable objectives through to establishing a Local Organising Committee and understanding the relationships between clients, services and functions. [Go to programme >>>](#)



BWF Player Pathway Programme

Specifically developed for the needs of those at the forefront of designing, managing, administering and delivering athlete pathways. The programme uses innovative and proven management techniques to establish organisational alignment for the successful implementation of athlete pathways for badminton. [Go to programme >>>](#)

BWF Administrators' Programme

Your programmes

- ▶ BWF Event Management Programme
- ▶ BWF Administrators' Programme
- ▶ **BWF Shuttle Time**



15 Minutes Individual Interaction



Shuttle Time Online Module



4. Next Steps

Further Updates: images / diagrams / assessments sections

BWF Extranet Integration

Timeline





Shuttle Time Online Module



Thank you!