



2023 BEC CONGRESS
BAKU, AZERBAIJAN
Inclusive badminton



**High Performance Commission
Player Development**

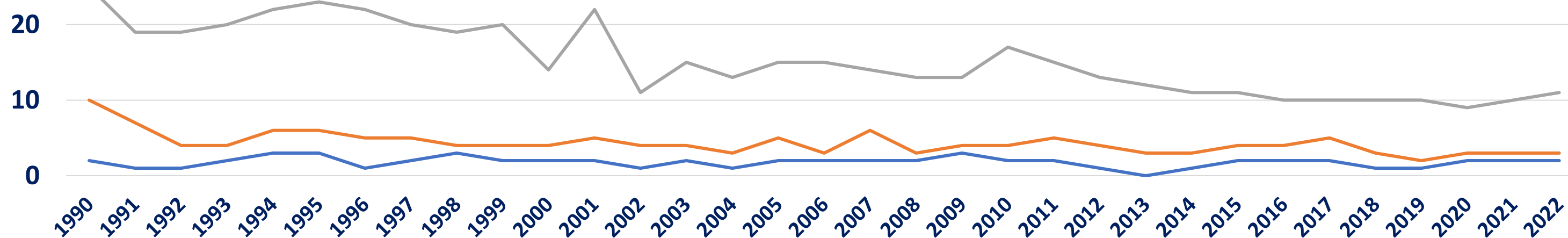
Agenda

- What is the current temperature of European badminton in a High Performance context?
- Priorities for the future

Europeans in the World Ranking in Men's singles 1990-2022

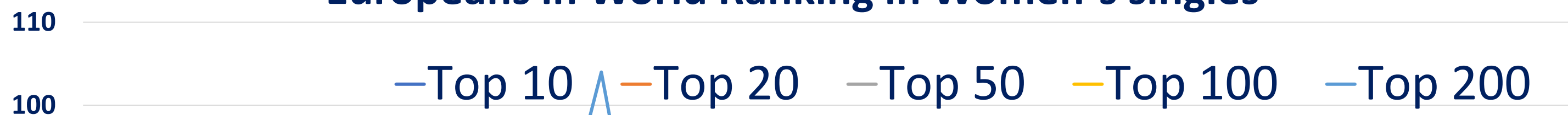


	April 2023				
Ranking top	10	20	50	80	200
Members	1	1	6	13	27
%members	13%	10%	33%	48%	51%
Players	1	3	13	28	68
%players	10%	15%	26%	35%	34%

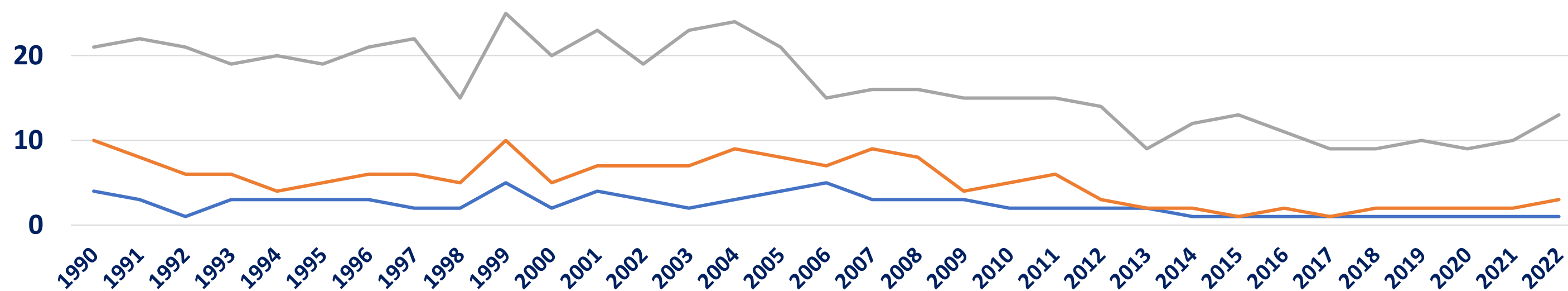


- **General decrease in numbers in all levels**
- **Still good representation in 200 and top 80**
- **Reasonable representation in top 50**
- **Struggling in top 20 and top 10**

Europeans in World Ranking in Women's singles



	April 2023				
Ranking top	10	20	50	80	200
Members	1	2	7	15	25
%members	17%	20%	33%	54%	50%
Players	1	3	11	26	67
%players	10%	15%	22%	33%	34%

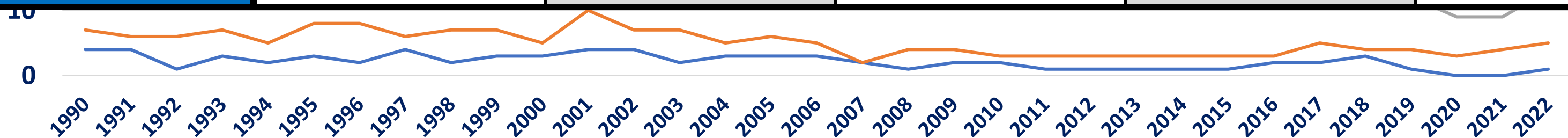


- **General decrease in numbers in all levels**
- **Still good representation in 200 and top 80**
- **Reasonable representation in top 50**
- **Struggling in top 20 and top 10**

Europeans in World Ranking Men's doubles



	April 2023				
Ranking top	10	20	50	80	200
Members	1	3	6	11	25
%members	14%	27%	35%	44%	53%
Players	1	3	10	20	67
%players	10%	15%	20%	25%	34%

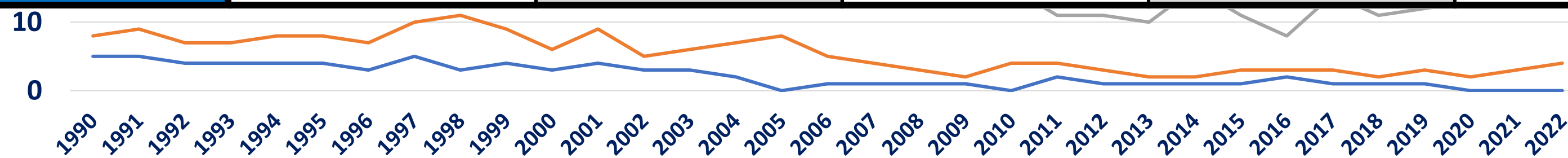


- General decrease in numbers in all levels
- Still good representation in 200 and top 80
- Reasonable representation in top 50
- Struggling in top 20 and top 10

Europeans in World Ranking in Women's doubles

110 — Top 10 — Top 20 — Top 50 — Top 100 — Top 200
 100

	April 2023				
Ranking top	10	20	50	80	200
Members	0	2	9	13	24
%members	0%	22%	41%	41%	51%
Players	0	2	10	18	71
%players	0%	10%	20%	23%	36%

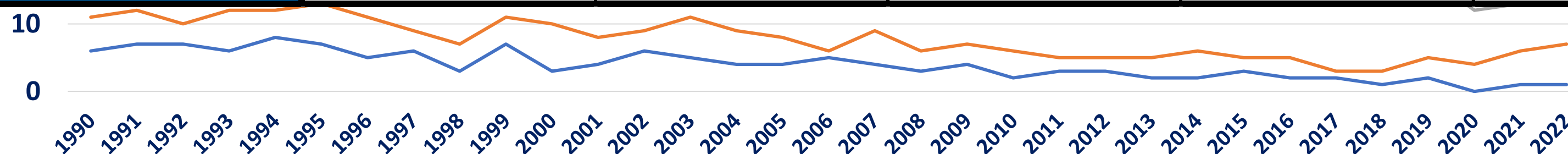


- General decrease in numbers in all levels
- Still good representation in 200
- Reasonable representation in top 80 and 50
- Struggling in top 20 and top 10

Europeans in World Ranking in Mix Doubles



	April 2023				
Ranking top	10	20	50	80	200
Members	2	4	6	9	22
%members	29%	36%	27%	33%	48%
Players	2	4	10	21	77
%players	20%	20%	20%	26%	39%



- **General decrease in numbers in all levels**
- **Still good representation in 200**
- **Reasonable representation in top 80, 50, 20 and 10**

Overall TRENDS

- **TREND 1:** General decrease of European players/pairs on all levels and in all events
- **TREND 2:** Europe is still able to develop a decent number of players/pairs into the top 200
- **TREND 3:** Europe is still able to develop players/pairs who can compete up to the top 50 level on the world ranking
- **TREND 4:** Europe is struggling to compete for top 10 spots and top 20 spots in all events meaning the chances of winning medals at the World Championships and Olympics are getting smaller and smaller

When we meet again in 10-15 years time, how do we ensure these trends has changed to the better?

Members with players/pairs in Top 10, Top 20 and Top 50

		MS			WS			MD			WD			MxD			Total			Top 50
		Top 10	Top 20	Top 50	Top 10	Top 20	Top 50	Top 10	Top 20	Top 50	Top 10	Top 20	Top 50	Top 10	Top 20	Top 50	Top 10	Top 20	Top 50	
1	Denmark	1	2	2		2	2	1		2		1			1	2	2	6	8	16
2	France			4			1			2			1	1			1		8	9
3	Netherlands			1						1			1	1			1		3	4
4	Spain			1	1		1						1				1		3	4
5	Germany						1		1				2		1	1		2	4	6
6	England								1				1			2		1	3	4
7	Bulgaria											1						1		1
8	Scotland						1			2			1			1			5	5
9	Ireland			1															1	1
10	Israel			1															1	1
11	Belgium						1												1	1
12	Estonia						1												1	1
13	Ukraine												1						1	1
		1	2	10	1	2	8	1	2	7	0	2	8	2	2	6	5	10	39	54

- **4 Members deliver players/pairs to top 10**
- **7 Members deliver players/pairs to top 20**
- **13 Members deliver players/pairs to top 50**
- **7 Members deliver more than 2 players/pairs to Top 50**

- World Class Elite Scholarship

Topplayers



- Centre of Excellence
- World Class Junior Camp in Asia and Europe
- RSL BEC Summer School
- Regional Projects

Talents



- BWF coach education Level 1, 2 and 3
- ADVANCE coach education
- WAoS Player Pathway Programme course

Coaches

WORKSHOP - GROUPS

Winner 1

- Denmark
- Spain
- Germany
- England
- Bulgaria
- France

Winner 2

- Ireland
- Israel
- Scotland
- Belgium
- Estonia
- Ukraine

Winner 3

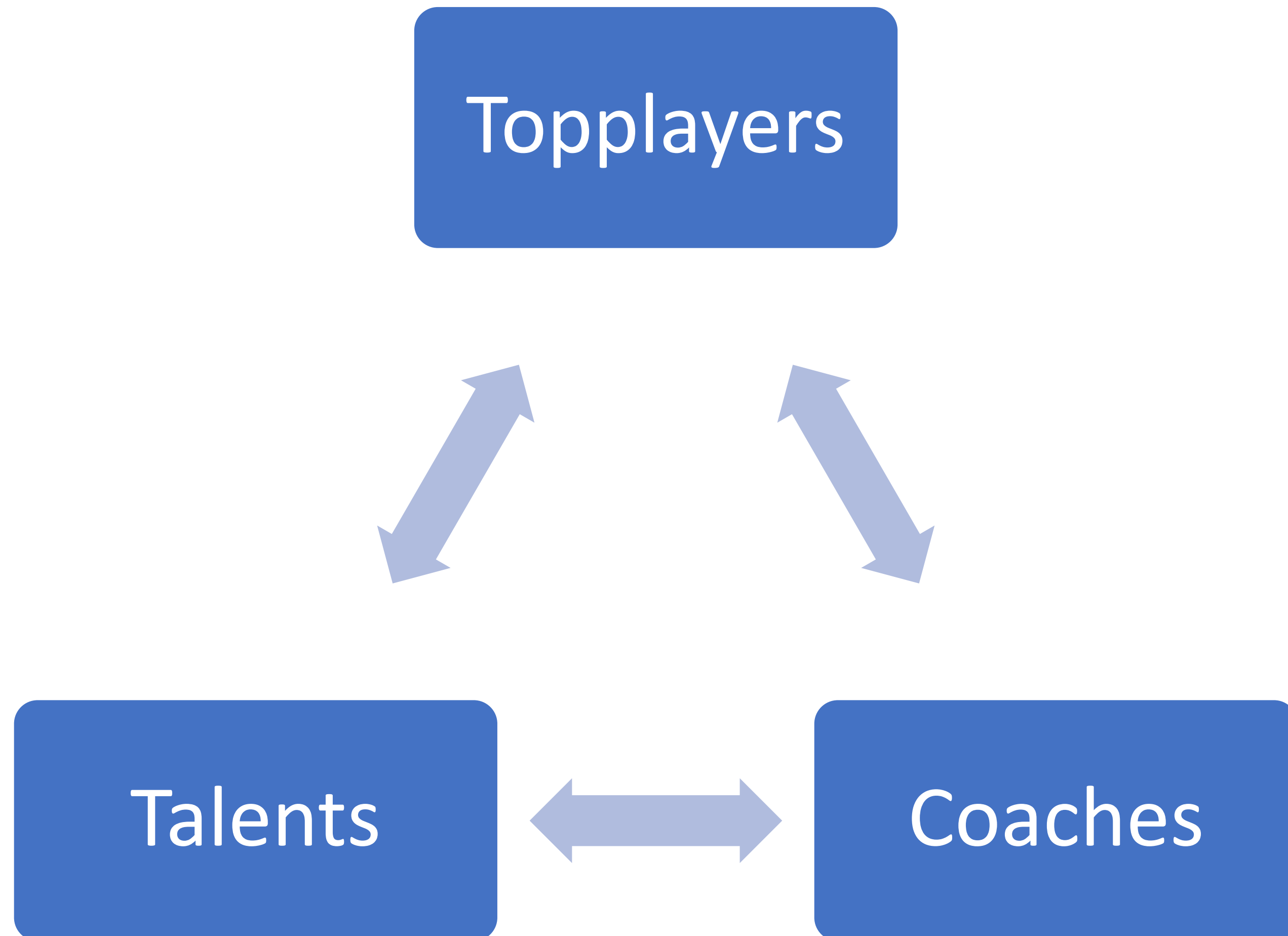
- Czech Rep.
- Turkey
- Switzerland
- Hungary
- Norway
- Italy
- Sweden
- Poland
- Austria
- Serbia
- Slovakia
- Azerbaijan
- Wales

Winner 4

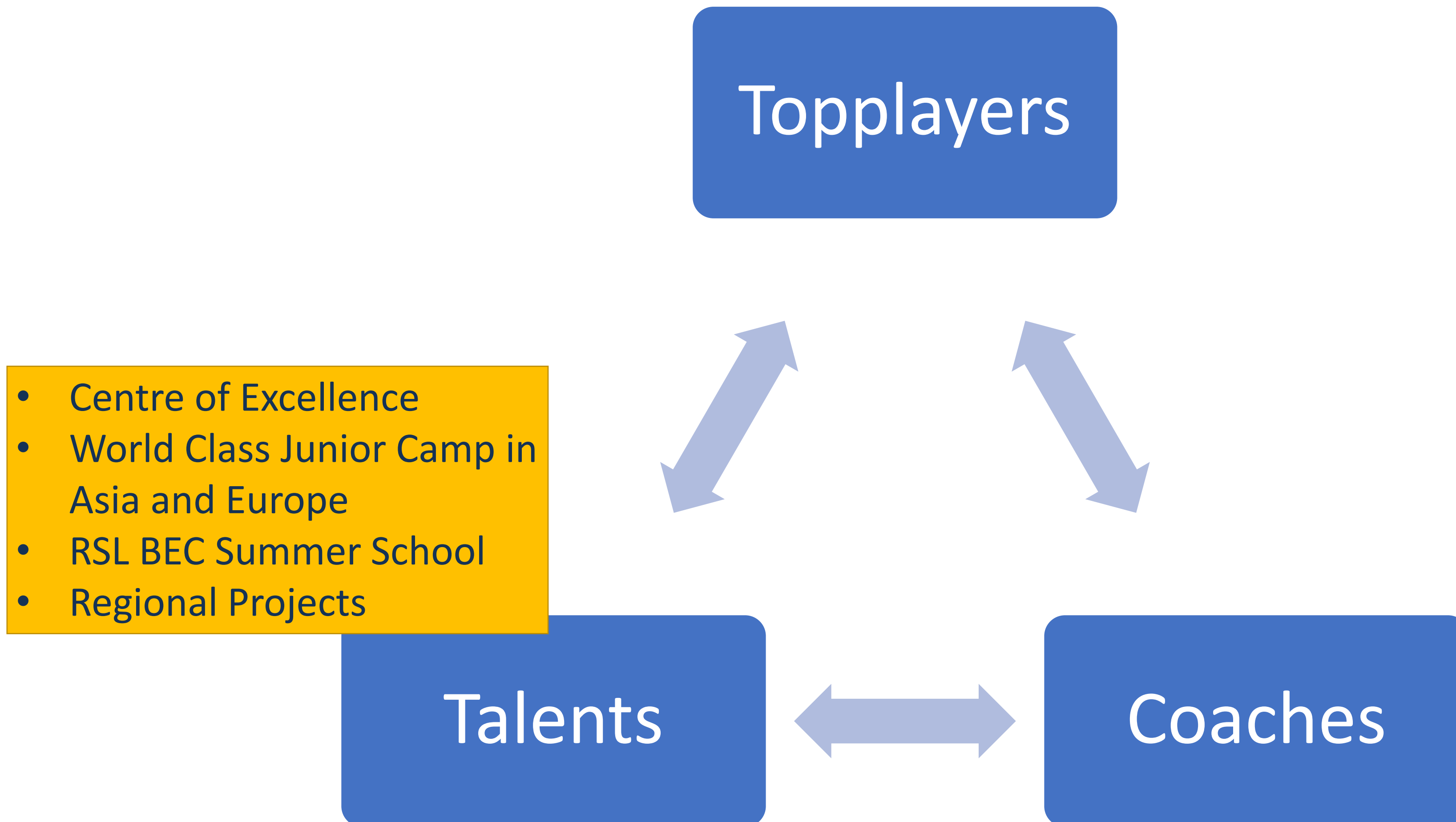
- Albania
- Croatia
- Cyprus
- Georgia
- Greece
- Greenland
- Iceland
- Kosovo
- Latvia
- Lithuania
- Malta
- Moldova
- Monaco
- North Macedonia
- Romania
- Wales

Within the Winner groups – please team up 3-4 persons in each subgroup.
Persons from the same country should be in different groups

TASK 1: You receive 100 priority points. Please divide the points between the three areas according to how Badminton Europe should prioritize them.



TASK 2: You receive another 100 priority points for the TALENTS area. Please divide the points between the different projects according to how BEC should be prioritizing. You are welcome to add a new project within an area.





2023 BEC CONGRESS
BAKU, AZERBAIJAN
Inclusive badminton



Thank you 😊